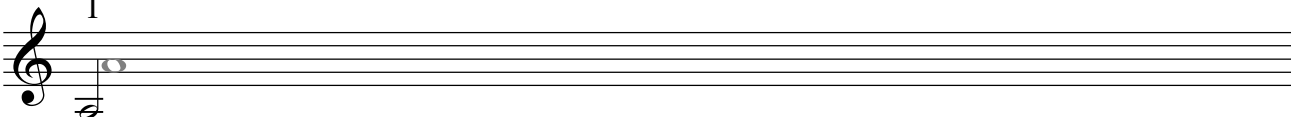


Magic Notes (Sympathetic Vibration)

Play A with the first finger on the G String, you can see the A String vibrate when in tune


Violin



*Listen for the Quality of the sound rather than just intonation:
if you make the violin ring you're in tune with your instrument!*

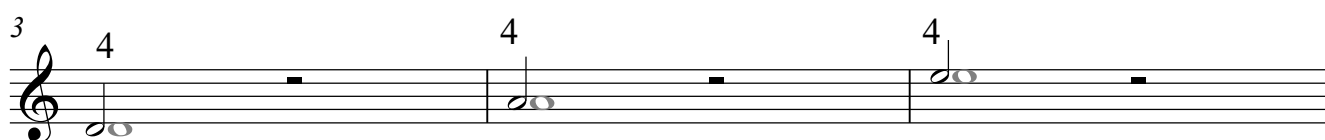
Play E with the first finger on the D String, watch and listen to the E string until it rings

Vln.



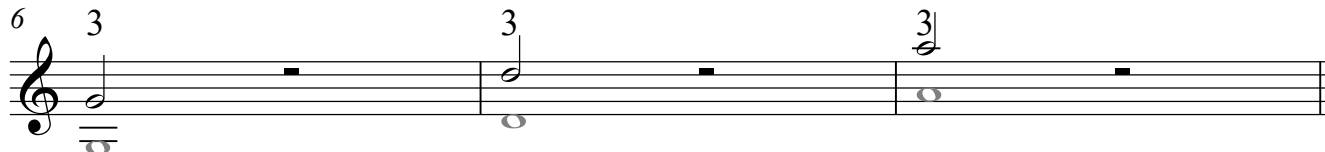
Playing the fourth finger on the G, D, and A strings should make the strings above ring

Vln.



Playing the third finger on the D, A, and E strings should make the open strings beneath ring

Vln.



*Watch out for these notes whenever you practice, and you'll
get better and better!*